

BETA

This is a new service – your [feedback](#) will help us to improve it.[Home](#) > IDSR

Christ Church CofE Primary School

URN: 144408 LAESTAB: 3513333

Local authority: Bury

Phase of education: Primary Type of education: Academy Converter

Release information: Final 2024 Phonics, Revised 2024 KS2

Release date: 6 February 2025 [IDSR news page \(https://www.gov.uk/guidance/idsr-news-and-updates\)](https://www.gov.uk/guidance/idsr-news-and-updates)

School characteristics

	2022	2023	2024
School number on roll	Close to average 259	Close to average 244	Close to average 236
School % FSM6	Well below average 9	Well below average 8	Well below average 9
School % SEN support	Close to average 11	Close to average 13	Close to average 13
School % EHC plan	Well below average 0.8	Below average 1.6	Below average 1.7
School % EAL	Close to average 5	Close to average 7	Close to average 8
School % stability	Well above average 90	Well above average 90	Well above average 88

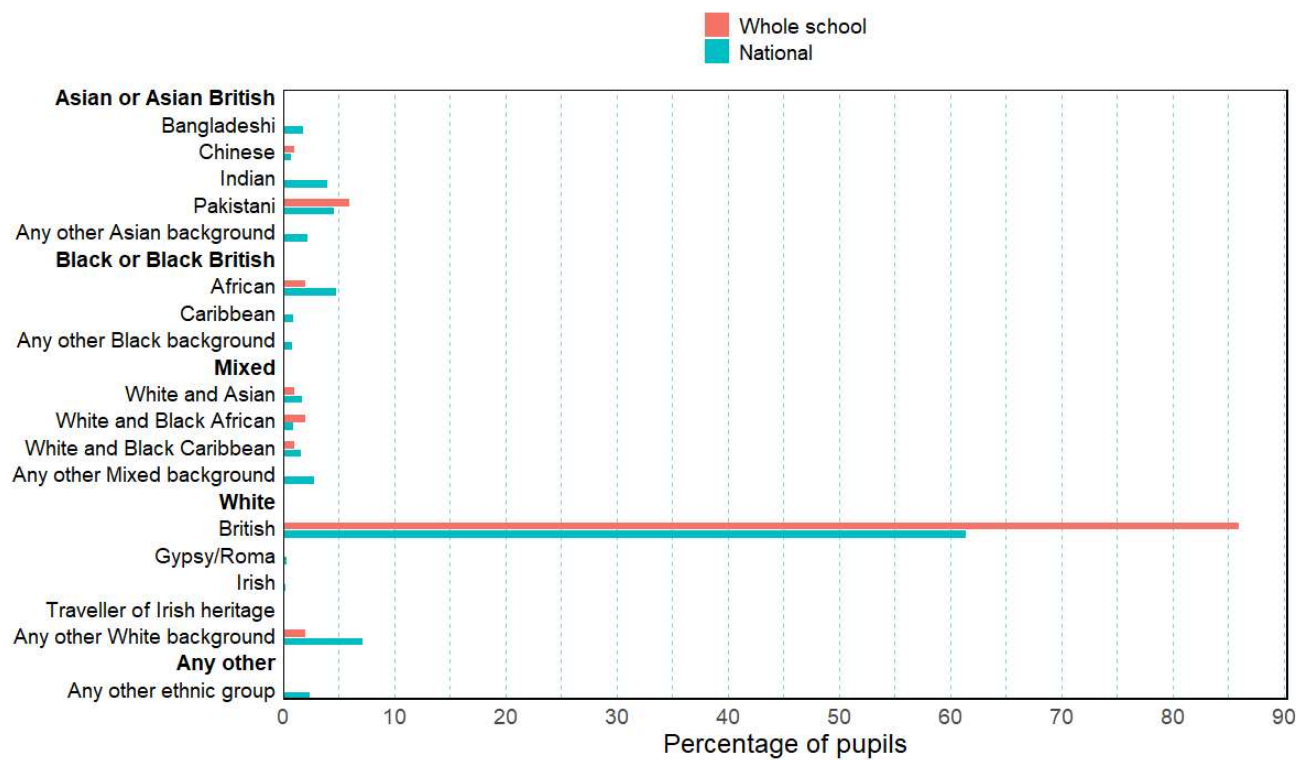
	2022	2023	2024
Pupil base deprivation	Below average	Below average	Below average
School location deprivation	Close to average	Close to average	Close to average

Year group characteristics 2024

	Number on roll	% FSM6	% EAL
Reception	29	3	10
Year 1	24	8	4
Year 2	35	9	11
Year 3	32	3	13
Year 4	35	9	6
Year 5	31	6	3
Year 6	35	20	11

Ethnicity 2024

Whole school



► [Table](#)

SEN characteristics 2024

Type of resourced provision: No resourced provision

Capacity:

Type of SEN provision:

Number of pupils with SEN who are also FSM6 and/or CLA: 6

SEN primary need	SEN support (30)							Total
	R	Y1	Y2	Y3	Y4	Y5	Y6	
Specific Learning Difficulty	1	0	0	1	0	1	0	3
Moderate Learning Difficulty	0	0	0	0	2	2	4	8
Social, Emotional and Mental Health	1	0	2	0	0	3	0	6
Speech, Language and Communication Needs	0	0	3	2	0	0	3	8
Physical Disability	0	0	0	1	0	0	0	1
Autistic Spectrum Disorder	1	0	0	0	2	0	1	4
Year group totals	3	0	5	4	4	6	8	30

SEN primary need	EHC plan (4)							Total
	R	Y1	Y2	Y3	Y4	Y5	Y6	
Social, Emotional and Mental Health	1	0	1	0	0	0	0	2
Speech, Language and Communication Needs	0	0	1	0	0	0	0	1
Autistic Spectrum Disorder	0	0	0	1	0	0	0	1
Year group totals	1	0	2	1	0	0	0	4

The trust

As of 1 February 2025:

- this school is part of THE SYCAMORE CHURCH OF ENGLAND TRUST LIMITED which contains 6 primary schools, no secondary schools, no special schools, no alternative providers and no pupil referral units.
- the latest inspection outcome for this school is: good graded (pre-September 2024).
- the MAT grade profile was:

Schools last inspected prior to September 2024

- outstanding graded - 0
- good graded - 5
- requires improvement graded - 0
- inadequate graded - 0

Schools inspected from September 2024 onwards

- graded, not in a category of concern - 0
- graded, serious weaknesses - 0

- graded, special measures - 0
- ungraded, improved significantly - 0
- ungraded, standards maintained - 0
- ungraded, some aspects not as strong - 0

Schools not yet inspected

- not yet received graded or ungraded inspection - 1

Staffing

- *There is nothing to highlight for the proportion of education support staff relative to teaching staff.*
- Per pupil spending was in the lowest 20% of similar schools in 2022/23 for: Staff development and training.
- *There is nothing to highlight for teachers with at least one period of sickness absence in 2022/23, 2021/22 or 2020/21.*
- 2 days on average were lost to teacher sickness absence in 2022/23. This was in the lowest 20% nationally.
- At the time of the November 2023 census, there were no full-time vacant teacher posts in the school.
- *There is nothing to highlight for staff turnover in 2022, 2021 or 2020.*

Absence

School

	Absence		
	2021/22 (3 term)	2022/23 (3 term)	2023/24 (2 term)
School %	5.0	4.0	4.2
Comparison to all schools	Lowest 20%	Lowest 20%	Lowest 20%
Comparison to schools with a similar level of deprivation	–	Lowest 20%	–

	Persistent absentees		
	2021/22 (3 term)	2022/23 (3 term)	2023/24 (2 term)
School %	7.7	5.7	8.3
Comparison to all schools	Lowest 20%	Lowest 20%	Lowest 20%

Persistent absentees

	2021/22 (3 term)	2022/23 (3 term)	2023/24 (2 term)
Comparison to schools with a similar level of deprivation	Lowest 20%	Lowest 20%	–

Local authority

Absence

	2023/24 (Whole academic year)	2024/25 (Year to date)	06 Jan - 10 Jan 2025 (Weekly)
Local authority %	5.6	4.9	5.5
Comparison to all local authorities	–	–	–

Suspensions and permanent exclusions

Whole school suspensions

	2020/21	2021/22	2022/23
Total number of suspensions	0	0	3

Reasons for suspensions in the whole school in 2022/23

Persistent disruptive behaviour	3
---------------------------------	---

	2020/21	2021/22	2022/23
Total number of pupils with 1 or more suspensions	0	0	2 (0.8% of cohort)
Comparison to all schools	–	–	–

	2020/21	2021/22	2022/23
Comparison to schools with a similar level of deprivation	–	–	–
Total number of pupils with 2 or more suspensions	0	0	1 (0.4% of cohort)
Comparison to all schools	–	–	–
Comparison to schools with a similar level of deprivation	–	–	–
Total number of pupils with 10 or more suspensions	0	0	0






Whole school permanent exclusions

	2020/21	2021/22	2022/23
Total number of permanent exclusions	0	0	0
National average permanent exclusions	0	0	0

Links to alternative provision and other providers

There is no data in this section for this school or it was incomplete.

Attainment in phonics and at key stage 2

-  School difference from national has improved from comparator year
-  School difference from national has improved slightly from comparator year
-  Similar to comparator year or fewer than 11 pupils
-  School difference from national has weakened slightly from comparator year
-  School difference from national has weakened from comparator year

	2024 cohort	Performance in 2024	2024 value	2024 nat value	2024 vs 2023	2023 vs 2022
Multiplication tables check	35	Sig above national and 100th percentile	25	21	—	—
Mathematics KS2 expected standard %	36	Sig above national and 96th percentile	94	73	—	—

► [Non-significant data](#)

- There were 24 pupils who were eligible for the phonics screening check in Year 1 in 2024; all of them sat the check and 1 pupil did not meet the **phonics expected standard**.
- There were 3 pupils who were eligible for the phonics screening check in Year 2 in 2024; all of them sat the check and 1 pupil did not meet the **phonics expected standard**.

Pupil groups

Primary - 2024 data

No pupil groups were highlighted for this school.

Absence - 2023/24 (2 term)

No pupil groups were highlighted for this school.

OGI

All content is available under the Open Government Licence v3.0, except where otherwise stated



© Crown copyright