





























# Year 1 - Summer 1 - Plants - Are roots needed for a plant to survive?

<u>Key Vocabulary</u>		<u>Prior knowledge</u>	<u>Sticky Knowledge</u>			
<b>Roots</b> 	Roots take in water and nutrients from the soil and keep the plant in the ground.	<p><b>In Reception we:</b></p> <ul style="list-style-type: none"> <li>- Planted seeds and cared for growing plants</li> <li>- learnt the key features of the life cycle of a plant</li> <li>- learnt and explored the natural world around you.</li> </ul> <p><b>Key Knowledge</b></p>  <p><b>Knowledge and Assessment:</b></p> <ul style="list-style-type: none"> <li>• Identify and name a variety of common wild and garden plants, including deciduous and evergreen trees</li> <li>• Identify and describe the basic structure of a variety of common flowering plants, including trees.</li> </ul>	<p>Trees</p> <div style="display: flex; justify-content: space-around;"> <div style="text-align: center;"> <p>cedar</p>  </div> <div style="text-align: center;"> <p>horse chestnut</p>  </div> <div style="text-align: center;"> <p>oak</p>  </div> </div> <div style="display: flex; justify-content: space-around; margin-top: 10px;"> <div style="text-align: center;"> <p>seeds</p>  </div> <div style="text-align: center;"> <p>bulbs</p>  </div> </div> <p><b>Wild Plants</b></p> <div style="display: grid; grid-template-columns: repeat(4, 1fr); gap: 5px;"> <div style="text-align: center;"> dandelion</div> <div style="text-align: center;"> daisy</div> <div style="text-align: center;"> buttercup</div> <div style="text-align: center;"> nettles</div> <div style="text-align: center;"> ivy</div> <div style="text-align: center;"> dog rose</div> <div style="text-align: center;"> clover</div> <div style="text-align: center;"> brambles</div> </div> <p><b>Garden Plants</b></p> <div style="display: grid; grid-template-columns: repeat(4, 1fr); gap: 5px;"> <div style="text-align: center;"> fuchsia</div> <div style="text-align: center;"> pansy</div> <div style="text-align: center;"> sweet pea</div> <div style="text-align: center;"> sunflower</div> <div style="text-align: center;"> rose</div> <div style="text-align: center;"> lavender</div> <div style="text-align: center;"> iris</div> </div>			
<b>Stem</b> 	The stem holds the plant up and carries the water and nutrients from the roots to the leaves and flowers					
<b>Leaves</b> 	Leaves catch sunlight to help the plant to make its own food.					
<b>Wild plants</b> 	A wild plant seed grows where it falls. It doesn't need to be planted or cared for as it grows.					
<b>Garden plants</b> 	Garden plants are plants that people choose to grow in their gardens.					
<b>Deciduous</b> 	A deciduous tree loses its leaves each year.					
<b>Evergreen</b> 	An evergreen tree keeps its green leaves all year round, even in the winter.					