





Welcome to  
The Key Stage 1



# Our Team




## Class teachers

- Mrs Hudson- Hazel Class Teacher & Head of Key Stage 1
- Mrs Holt Hazel Class Teacher
- Miss Founde- Holly Class Teacher
- Miss Sutton PPA teacher and SENCo



## Teaching Assistants

- Miss Holgate SSA
- Miss Barnes
- Mrs Bates
- Mrs Liotti




# Routines

- Doors open at 8.45am
- School starts at 8.55am and finishes at 3.25pm
- 3.35pm onwards-children sent to Cabin Crew where a charge will be incurred.
  - Lockers- big bags, book bag key rings
  - A member of staff is always available on the door.
    - Two breaks and an hour lunchtime.
    - WOW- Walk on Wednesdays (can be any day).
  - Dojos- given for good behavior- keeping to the school promises
    - Recognition boards
    - Merits awarded for BEST work.
- Friday Golden Book Assembly- certificates, trophies badges etc can be shown.




# Curriculum

- Maths taught in year groups/classes with the emphasis on problem solving using a range of resources and collaborative working leading to an independent task and further challenge.
  - The children continue daily phonics sessions.
  - Specialist PE coaches for one session - Tuesdays, other P.E lesson is Fridays.
  - Children are taught a range of subjects throughout the half-term including Science, History, Geography, Art, Design Technology, Computing, Music and PSHE.
  - Our first topic is - Who Was The Most Powerful Queen? Queen Elizabeth I or Queen Victoria?
- Independent Learning Time



# Curriculum

- Class Pages have curriculum overviews. There you will find more detail regarding the subjects and content being taught each half term.



# Guided Reading

-Two reading sessions per week.

One small group focusing on fluency and decoding.

One whole class -VIPERS session focusing on comprehension.



# Homework



- Twice-weekly reading
- Weekly spellings ( From Autumn 2 for Y1)
- Please support with Home Learning Challenges.
- Writing at home supports the skills taught a school.



# Home Learning

## 'Queen Elizabeth I and Queen Victoria' Home Learning Challenges (Autumn)

Please look at the activities below. We would like you to choose and complete at least 4 of the challenges. You must choose one Maths and one English activity and at least 2 from the choice box. You can earn up to 2 merits for each activity completed. Please return your books to school on Monday 27<sup>th</sup> November 2023.

### Maths

- Y1 - Can you write out numbers to 20 in words and numerals?
- Y1 - Practise counting objects in twos-you could use pairs of socks, blocks, shoes! You might even want to upload a video of you doing it to Seesaw.
- Y2 - Practise counting sets of objects in 2s, 3s, 5s, and 10s. You could post a video on Seesaw to show your teacher!
- Y2 - Can you go on a 2-digit number hunt around your house? Use  $<$   $>$   $=$  symbols to compare some of the numbers you find.

### English

- If you could be a King or Queen for just one day, what would you do? Have a big party? Give everyone the day off school? Provide free food for all the homeless? Write some sentences explaining your rules!
- Research Queen Elizabeth I or Queen Victoria. When was she born? Who was in her family? What kind of Queen was she? Was she good and kind? Did she treat the poor people well? Was she popular? Did she ever get married and have children? Create a fact file of information you find on her.
- Can you create your own short story about a King/Queen? You could draw some pictures or write it in words or even upload yourself sharing your story to Seesaw!

### Choice Box

- Research medieval/Victorian food. What kind of food was eaten in those times? You could make something to eat and share with your family-take a picture of your creation before eating and add to Seesaw.
- With parents/carers watch an episode of Horrible Histories featuring one of the Queens OR watch The Tudor Queen Girl Power song on YouTube.  
<https://www.bbc.co.uk/cbbc/watch/horrible-histories-songs-tudor-queens-song> Can you make up a song or dance about living in Tudor/Victorian times? Perform it at home and add to Seesaw.
- Many famous portraits were painted of both Queens. Can you paint or draw your own self portrait?
- Build your own castle fit for a King or Queen. Use any materials you want: junk modelling, cardboard box, Lego bricks, blocks or plasticine.
- Design and make your own royal jewellery fit for a King or Queen!




# Home Reading


- Two books will now be sent home on a Friday.
- Read with and to your child every night. Ask lots of questions!
- Please keep their reading book and reading record in their book bags every day.
- Reading at home is there to practise and reinforce learned strategies in school as well as providing enjoyment.
- Encourage your child to read a range of texts.
- Home Readers are levelled a band below, it should be a book they can read fluently. Their Guided Reading book is set at the level they are reading within, giving them that level of challenge.



# Purple Mash and Numbots and Seesaw



# P.E.



- Hair tied back on P.E days or bring a bobble.
- Children with their ears pierced will need tape over earrings for lessons which we are happy to do at school if you are.
- Full correct PE kit in school.
- Bring a separate kit if your child is taking part in a sports club.
- Label EVERYTHING!



# Home/School Partnership



- Learning starts as soon as the children enter the classroom
- Inform us if somebody different will be collecting your child.

MUST be over 16 years old.

Any concerns- Please tell us by phone or email.


- $\frac{1}{2}$  termly newsletter
- Website



Twitter/ Facebook

# Extras

- Uniform
- Home School Agreement
- Forest School



Thank you for supporting school.

